



COMPANY PORTFOLIO

ABN 67162177451 E info@alphaengineering.com.au W www.alphaengineering.com.au
A 24A Burleigh Street, Burwood
PH (02) 97455202 FAX (02) 80047461

WHO ARE WE?

Alpha Engineering & Development is a Sydney based engineering consultancy firm. We offer excellency across three engineering disciplines: Structural, Civil and Stormwater.

AREAS OF EXPERTISE:

STRUCTURAL DESIGN SERVICES

- Reinforced Concrete Structures
- Post-Tensioned Concrete Design
- Precast and Tilt-up Wall Solutions
- Steel Structures
- Timber Structures
- Water Retaining Structures
- Shoring and Retaining Wall Solutions
- Deep Foundation
- Piling Solutions
- Structural Reports to fulfill the requirements of Council, Sydney Trains, Sydney Water and Roads & Maritime Services
- Dilapidation Survey Reports for pre- and post-construction
- Structural Adequacy Inspections of Existing Structures and certification
- Value Engineering and Feasibility Studies
- Awnings and Shop Fronts
- Demolition Planning and Certification
- Temporary Structure Design and Certification
- Remedial Works and Strengthening of Existing Structures

CIVIL AND STORMWATER DESIGN SERVICES

- Hydraulic Investigation
- Catchment Analysis
- Site Management Plan
- Soil and Water Management Plan
- Sediment and Erosion Control Plan
- Stormwater Drainage Systems
- On Site Detention Basins and Tanks
- 1D/2D Modelling Flood Studies and Reports
- HEC-RAS, TUFLOW, DRAINS and MUSIC Modelling
- Flood Overland Flow Studies
- Water Sensitive Urban Design (WSUD)
- Easement Design
- Reviewing and Approving Works As Executed Plans (WAE)
- Inspection of Existing Stormwater Systems
- Public Domains
- Subdivisions
- Cut and Fill Design
- Road Pavement Design
- Driveway Long sections
- Road drainage infrastructure
- Drainage Channels & Bio Retention Swales
- Court representation and Expert Witness

ALPHA'S I.D.E.A.S

INNOVATIVE DESIGNS ENRICHING AUSTRALIAN SOCIETY

Alpha's I.D.E.A.S – Innovative Designs Enriching Australian society – are embodied in our professional team's meticulous and ground-breaking methodologies in all projects entrusted to us. We are in the pursuit of enriching our clients and society with engineering and design excellence to deliver state of the art, competitive designs and services, no matter the project's scale, or the client's circumstances.

Alpha's team of skilled professionals guarantee expert ability in the utilisation of the most advanced engineering technologies to deliver exceptional cost-effective designs for residential, industrial and commercial projects that enrich Australian societies. We do not only meet, but exceed client's financial, time and quality expectations by diligently working alongside renowned Australian construction and architectural experts to determine practical design solutions to any project we encounter, of any complexity or scale.

Alpha infiltrates clarity amongst the client and other stakeholders relationship to deliver exceptional projects. This ensures we, as a firm uphold our integrity and humbly respected reputation of delivering what we stand for - innovative designs, enriching Australian society.

PROJECTS

- ✓ High Rise Buildings
- ✓ Mid Rise Buildings
- ✓ Low Rise Buildings
- ✓ Subdivisions
- ✓ Educational and Religious Facilities
- ✓ Commercial and Industrial Buildings and Facilities
- ✓ Townhouses
- ✓ Dual Occupancies
- ✓ Luxury Homes
- ✓ Granny flats
- ✓ Extensions and Renovations
- ✓ Shop Fronts and Awnings
- ✓ Pools

ABOUT ALPHA

Alpha's comprehensive designs and services encapsulate the differentiated and personalised needs of our clients from initial engagement, to project completion.

We at Alpha have a recognisable ability to listen, communicate, comprehend and incorporate the contextual influences of the project from our client and external challenges or constraints such as; architectural frameworks, social standards, economic and financial circumstances, technical and commercial benchmarks and environmental impacts, and bring to life a tailor-designed project.

We place the utmost importance on meeting a client's objectives, in a sustainable and ethical manner.

HIGH RISE BUILDINGS



**SMALLWOOD
AVENUE,
HOMEBUSH**



WILLIS STREET, WOLLRI CREEK



GEORGE STREET, BURWOOD





GEORGE STREET, BURWOOD




V
I
C
T
O
R
I
A

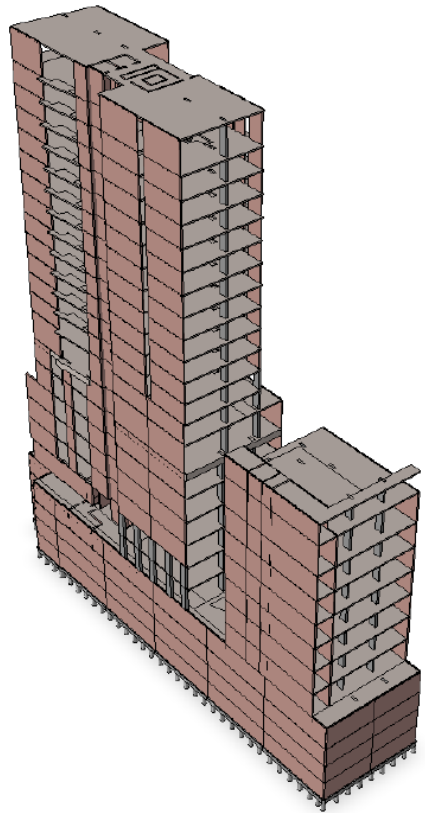
S
T
R
E
E
T



B
U
R
W
O
O
D



RAILWAY PARADE,
BURWOOD



MORWICK STREET, STRATHFIELD



PARNELL STREET, BURWOOD



LOFTUS CRESCENT, HOMEBUSH



RAPHAEL STREET, LIDCOMBE



PARRAMATTA ROAD, HOMEBUSH



HOTEL AT BURWOOD ROAD, BURWOOD



BURWOOD ROAD, BURWOOD

KERRS ROAD, LIDCOMBE



GLOUCESTER AVENUE & PARK ROAD, BURWOOD





**PRINCESS
HIGHWAY,**

**R
O
C
K
D
A
L
E**

**W
O
L
L
I
C
R
E
E
K**



MID-RISE BUILDINGS



CONNELS POINT, SOUTH HURSTVILLE



LEONARD STREET, BANKSTOWN

Residential Development consisting of 44 Units



BELMORE ROAD, BURWOOD



Burwood Road, Burwood



MILRAY STREET, LINFIELD



STATION STREET,



AUBURN

BOWDEN STREET,



MEADOWBANK



CONNELS POINT, SOUTH HURSTVILLE



CANTERBURY ROAD, ROSELANDS

ALLEN STREET, SOUTH HURSTVILLE



GREAT WESTERN HIGHWAY & STATION STREET,
WENTWORTHVILLE



Railway Street, Rockdale



LOW-RISE BUILDINGS



**CORNER PROSPECT & REGENCY ROAD,
PROSPECT, ADELAIDE**



BOTANY ROAD, MASCOT



COURALLIE ROAD, HOME BUSH



BOTANY ROAD , MASCOT





PATRICIA STREET, MAYS HILL

GREAT NORTH ROAD, FIVE DOCK



AMY STREET, REGENTS PARK

BLAXLAND ROAD, RYDE





L
I
D
C
O
M
B
E



LAWRENCE STREET, P E A K H U R S T



Marion Street, **Guildford**

LYTTON STREET, WENTWORTHVILLE



GORDON STREET, DUMARESQ



GORDON STREET, DUMARESQ





N
O
R
T
H
B
R
I
D
G
E



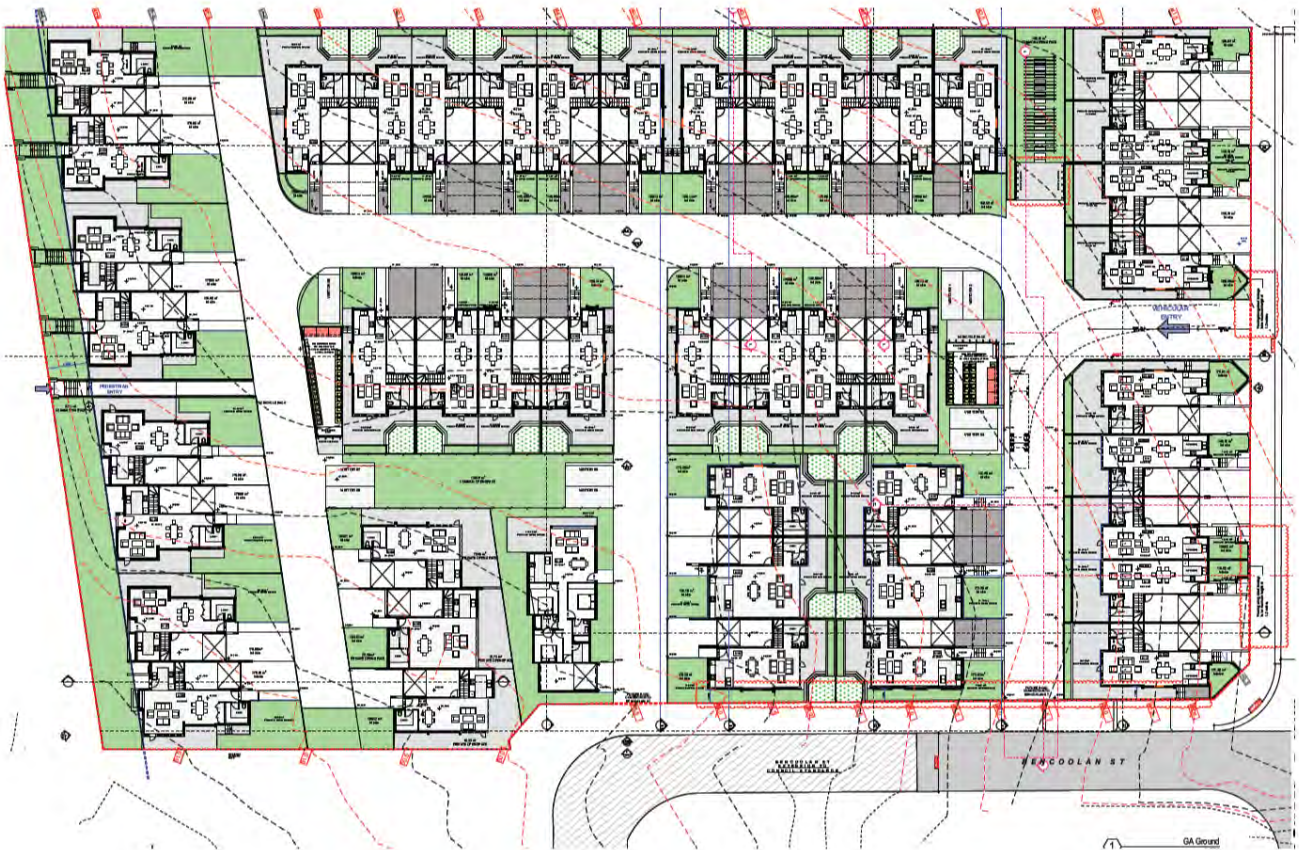
PRINCES HWY, BLAKEHURST



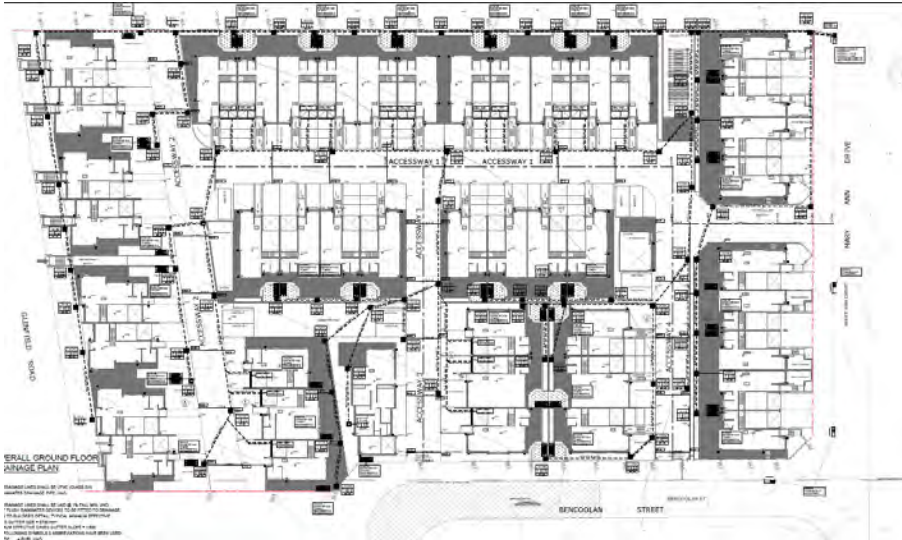
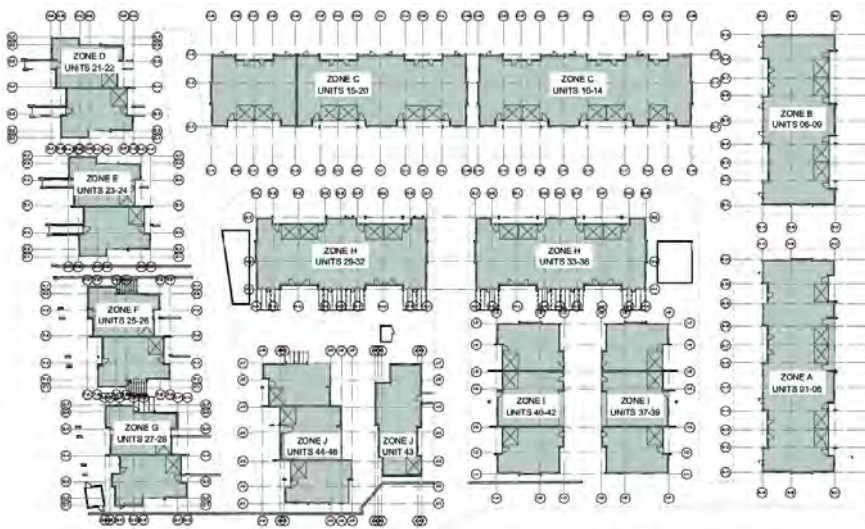
SUBDIVISIONS



BANKSIA STREET, SOUTH GRANVILLE



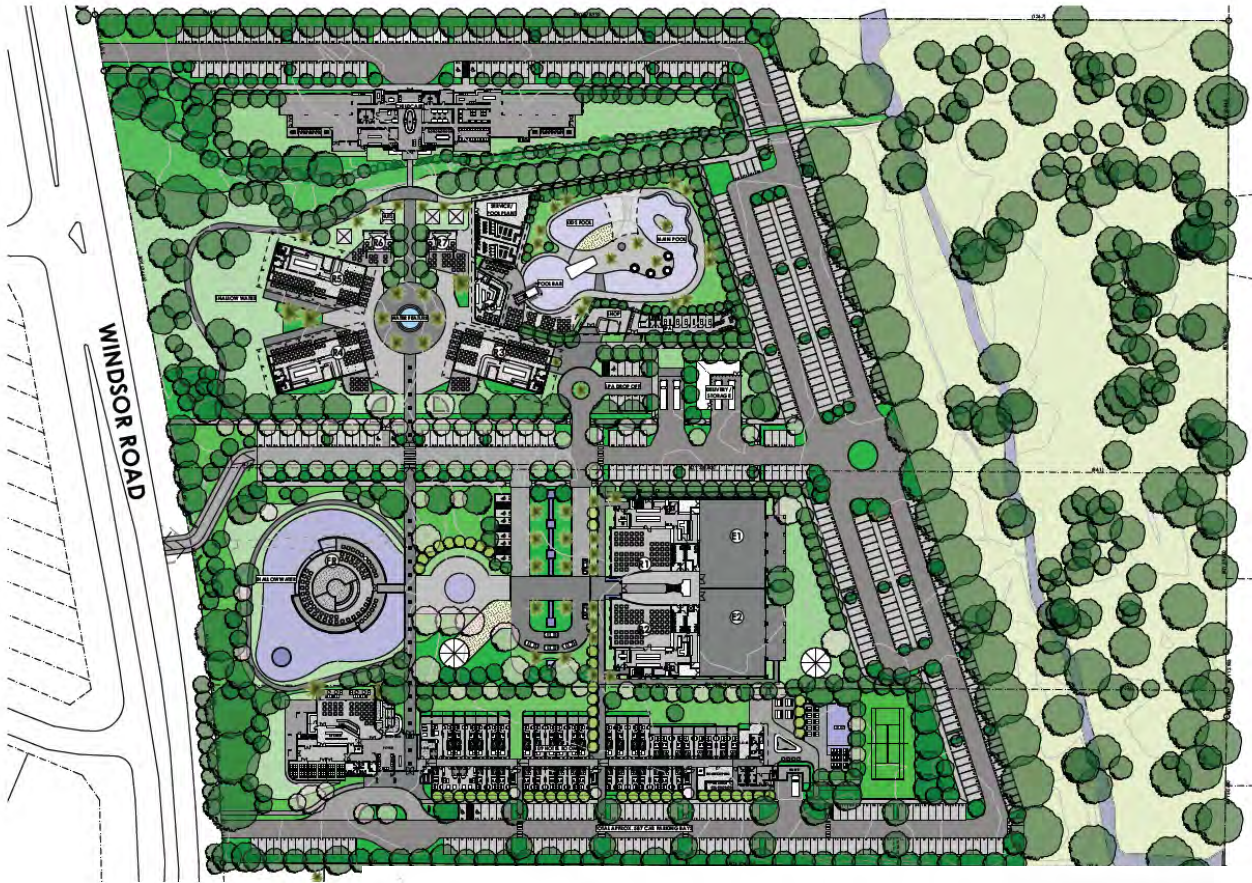
GLENFIELD ROAD, GLENFIELD



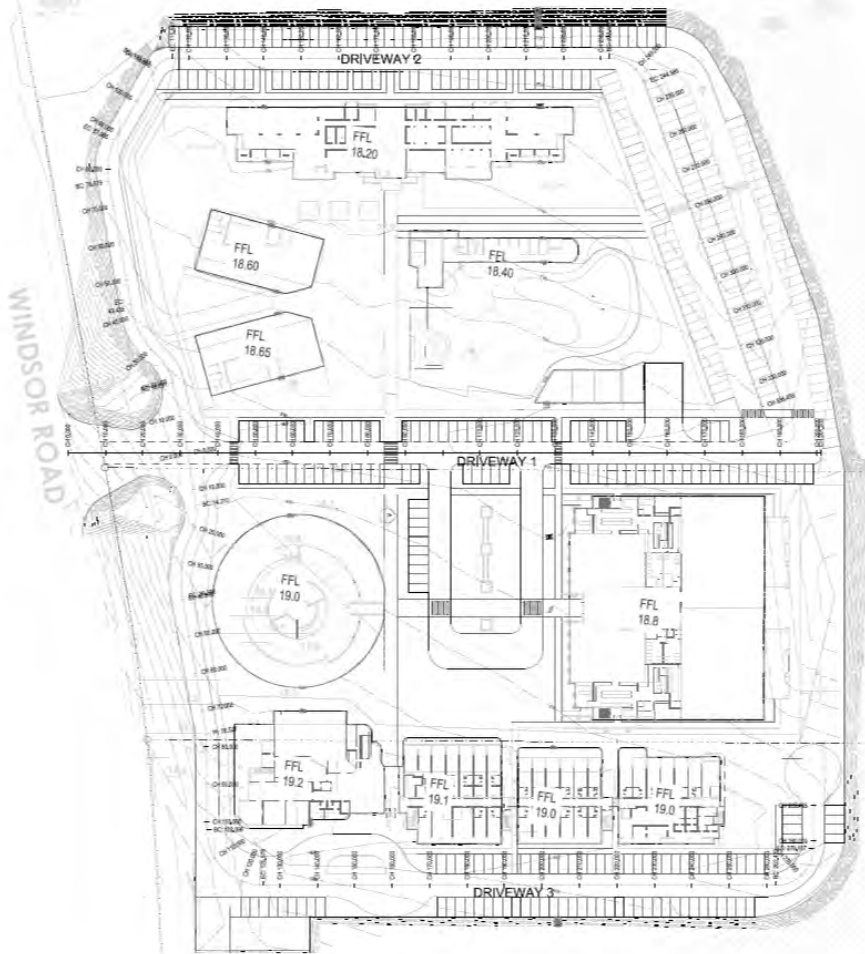
GLENFIELD

R
O
A
D

GLENFIELD

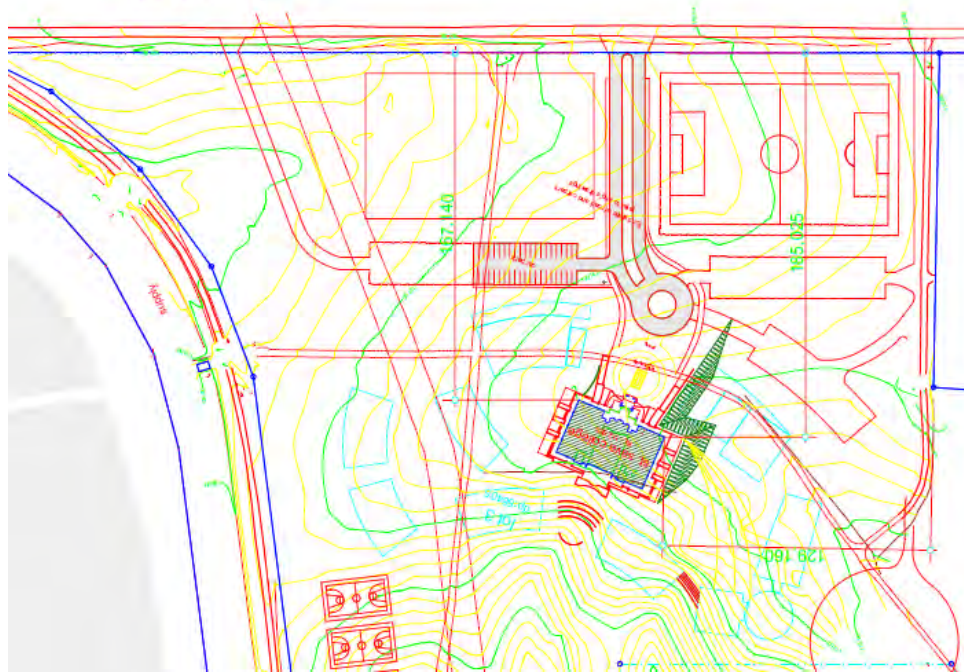


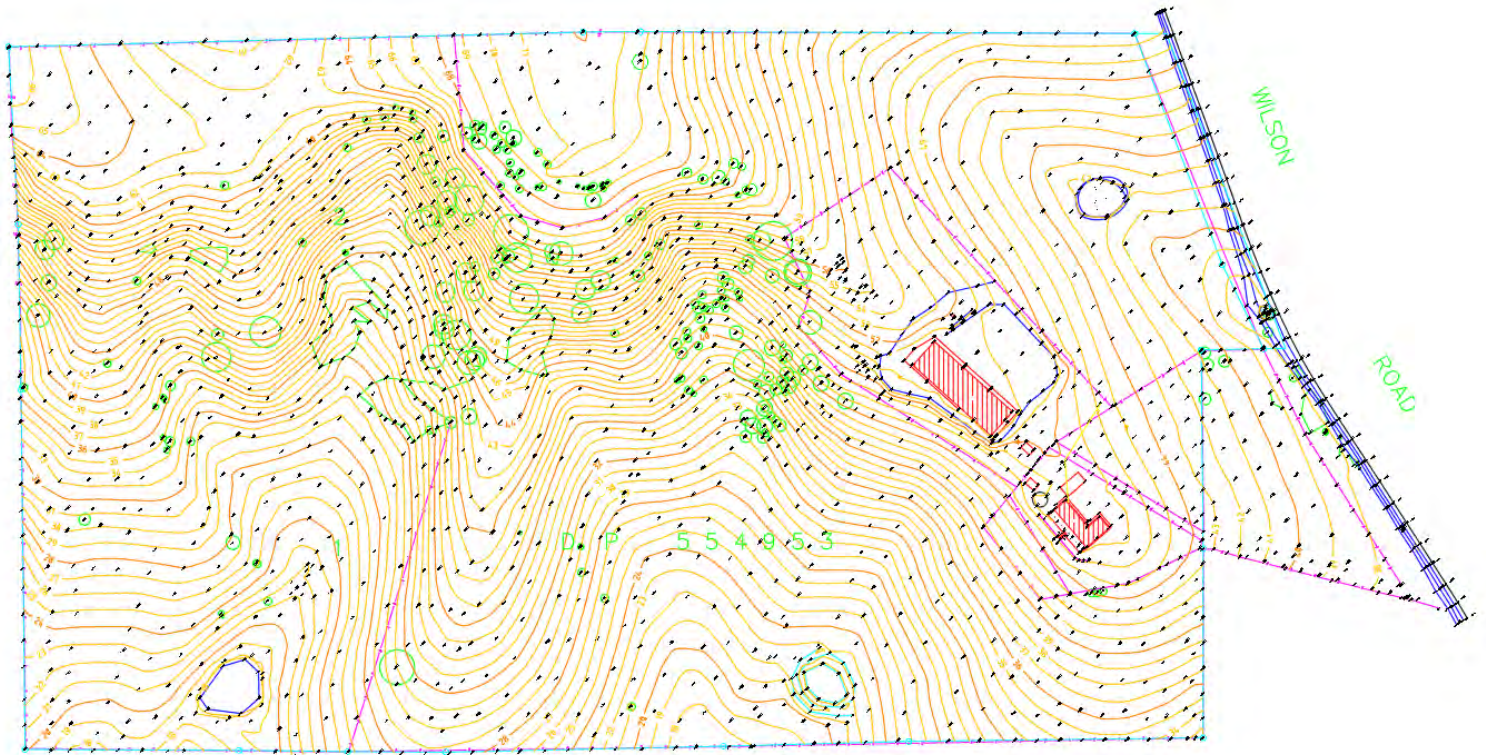
WINDSOR
ROAD,
V
I
N
E
Y
A
R
D



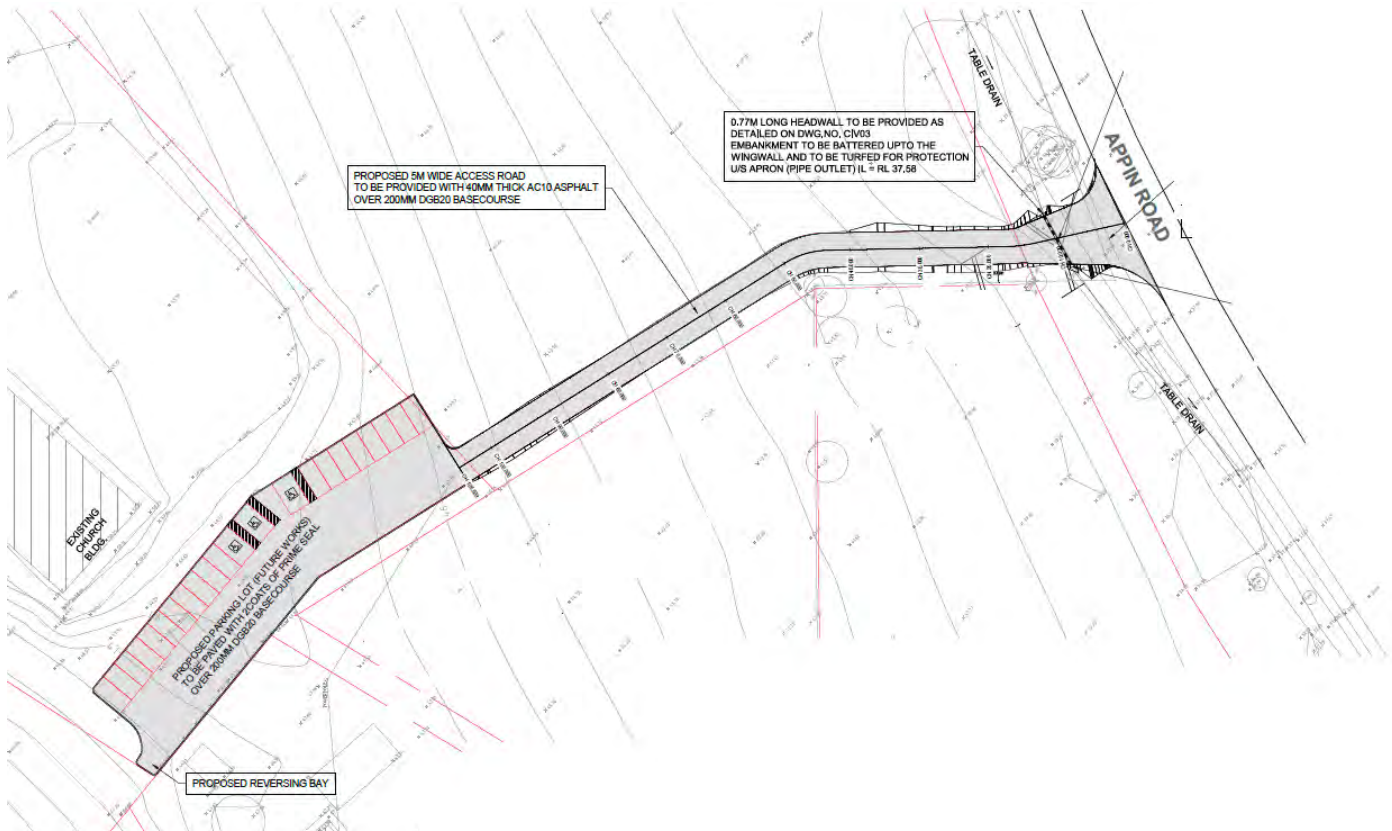
SERBIAN ORTHODOX COLLEGE, VARROVILLE

st andrews road





CATHOLIC CHURCH, APPIN



TOWNHOUSES



DUNCAN ST, PUNCHBOWL



KINGSGROVE ROAD, KINGSGROVE



Hobart Street, Oxley Park



The Kingsway, Miranda

THORNCRAFT STREET, CAMPSIE



ADDERTON ROAD, CARLINGFORD



DUNMORE STREET, CROYDON PARK



CAMPSIE




PRESIDENT AVE, MIRANDA



DUAL-OCCUPANCIES





**BERNA
STREET,
C
A
N
T
E
R
B
U
R
Y**

**M
C
K
E
L
L
A
R
S
P
A
R
K**





C
O
N
C
O
R
D



C
O
N
C
O
R
D



MULYAN STREET, CARLINGFORD



MINTARO RD, STRATHFIELD



MINTARO RD, STRATHFIELD

ANZAC AVENUE, ENGADINE





RAWSON ROAD, GREENACRE



KIRANI AVENUE, GUILDFORD

CURRAWONG STREET, CONCORD




MASON STREET, MERRYLANDS



BORONIA STREET, CONCORD



WARATAH STREET, BEXLEY



LUXURY HOMES



CHELTENHAM ROAD, CROYDON



LONG STREET, STRATHFIELD



GARNET STREET, GUILDFORD



VERONA STREET, STRATHFIELD



STRATHFIELD



BURWOOD HEIGHTS





STRATHFIELD



MARKET STREET, CONDELL PARK



LUXURY HOMES IN GLADESVILLE





CONNELLS POINT



BAZENTIN STREET, BELFIELD



WALLIS AVENUE, STRATHFIELD



INNES AVENUE, HORNSBY





ELWIN STREET, STRATHFIELD



ELWIN STREET, STRATHFIELD



INDUSTRIAL, COMMERCIAL, EDUCATIONAL, RECREATIONAL AND MEDICAL FACILITIES



**MEDICAL CENTRE IN
AUBURN**

FITZROY STREET, CROYDON HERITAGE RESTORATION





SEDDON STREET, BANKSTOWN



George Street, Burwood - Commercial





HARLEY CRESCENT, CONDELL PARK



OLSENS, REVESBY



PARRAMATTA ROAD, HABERFIELD



JULIAN CLOSE, BANKSMMEADOW





**JULIAN CLOSE,
BANKSMEADOW**



ETTALONG STREET, AUBURN



MUIR STREET,
WETHERILL PARK



BEL & BRIO, BARANGAROO



BOARDING HOUSES – AFFORDABLE HOUSING



**KINGSWAY,
CARINGBAH**



**WANSLEY
ROAD,
RANDWICK**





BURBANG STREET, RYDALMERE



HARRIS PARK

LITTLE STREET, DULWICH HILL - BOARDING HOUSE





BOTANY



FIFTH AVE, CAMPSIE

JAMISON ROAD, KINGSWOOD



O
R
M
O
N
D
S
T
R
E
E
T

A
S
H
F
I
E
L
D



ROBERTS ROAD, STRATHFIELD



KINGSWAY, CARINGBAH



JAMISON ROAD, PENRITH



THE CRESCENT, HOMEBUSH



MARLBOROUGH ROAD, HOMEBUSH WEST

